

HARAYA

RESIDENCES  
TECHNICAL BROCHURE







# A Vertical Gated Village for the Modern Era

A new era requires new thinking.

It demands a new understanding of the home; how we live, interact, unwind, and be productive. Bringing together the finest architects, designers, and artisans to deliver this unique vision, Haraya Residences offers an uncompromising new perspective on cosmopolitan living.

Haraya Residences is a vertical gated village located at the heart of Bridgetowne Estate, featuring a collection of 558 beautifully appointed residences in the South Tower and more forthcoming in the North Tower.

Take in the soaring views; lounge in the lofty Italian-inspired loggias that redefine the experience of home living; rediscover a sense of freedom and vibrancy among the lush private landscapes and world-class amenities.

Welcome home to Haraya Residences.



Project Overview

The first phase of Haraya Residences is a 558-unit residential development in Bridgetowne Estate. It is a development of Shang Robinsons Properties , Inc. (SRPI), a joint venture between Shang Properties, Inc. and Robinsons Land Corporation.

Bringing together some of the world’s foremost architects and designers—such as concept architect P&T Group, interior designer FM Architettura, and landscape architect P Landscape—Haraya Residences dramatically reimagines urban living through the lens of a vertical gated village.

Each of the stunning one-bedroom, two-bedroom, three-bedroom, and penthouse suites features views of the city, lofty Italian-inspired loggia terraces, and sweeping new spatial configurations that expand the very notion of a home.

Haraya Residences is home to a suite of world-class amenities located at the heart of the vertical gated village, including the beautiful tropical pool, an expansive gardenscape, exquisitely appointed private event rooms, and much more.

Features Summary

Number of residential floors	57
Number of units	558
Number of carparks	702
Passenger Lifts	6
Private Lift (For 3-Bedroom)	1
Service Lift	1
Indoor amenities spaces	2270 SQM
Outdoor amenities spaces	2500 SQM

Facilities

- 24-hour management services by Shang Properties Management Services Inc.
- Dedicated reception and concierge
- 24-hour security
- Intercom with link to reception lobby
- CCTV monitoring system at lobby, all lifts, and amenities floor
- Access card for residents
- RFID for vehicles
- Retail entrance via access card
- Centralized fire detection, alarm, and protection system

Unit Types

One-Bedroom	SQM Approx.	SQFT Approx.
A	68	731
B	62 - 63	667 - 678
C	60 - 61	645 - 656
D	66 - 67	710 - 721
F	86 - 87	925 - 936
I	63	678

Two-Bedroom	SQM Approx.	SQFT Approx.
E	139 - 140	1496 - 1506
H	107 - 108	1151 - 1162
J	141 - 142	1517 - 1528

Three-Bedroom	SQM Approx.	SQFT Approx.
G	186 -187	2002 - 2012

Penthouse	SQM Approx.	SQFT Approx.
Penthouse A	497 - 507	5349 - 5457
Penthouse B	507 - 517	5457 - 5565

- BASEMENT

  - Parking
  - Carwash bay
- GROUND FLOOR

  - Concierge
  - Mailroom
  - Main lobby
  - Lounge area
- AMENITY FLOOR (LEVEL 7)

  - The Veranda Indoor
  - Al Fresco
  - The Tea Room
  - The Studio
  - The Playroom
  - The Library
  - The Lounge
- AMENITY FLOOR (LEVEL 7 MEZZANINE)

  - The Chef’s Kitchen
  - The Lobby Lounge
  - The Game Room
  - The Viewing Room
  - The Gym
  - Changing Rooms
  - Sauna
- THE LAWN (OUTDOOR AREA)

  - Tropical Pool
  - Kiddie Pool
  - Jacuzzi
  - Children’s play area
  - Outdoor lounge area
  - Garden areas




The Veranda (Al Fresco)

\*Artist’s perspective for illustration purposes only.




# Amenities Level 7





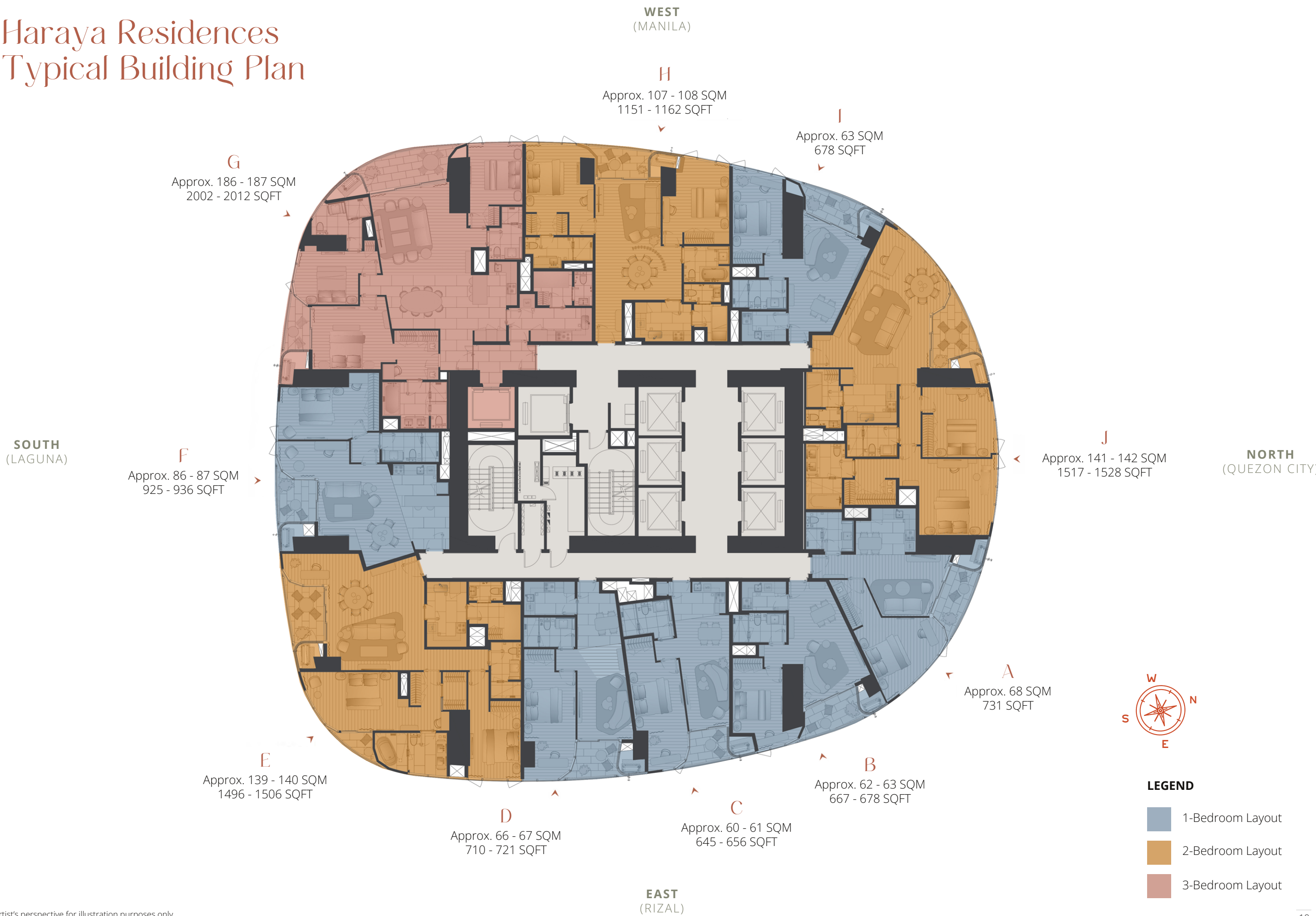
# Amenities

## Level 7 Mezzanine



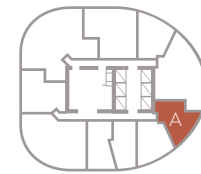


# Haraya Residences Typical Building Plan



1. Living Room
2. Dining Room
3. Master Bedroom
4. Kitchen
5. Bathroom
6. Loggia

WD Washer - Dryer



KEYPLAN

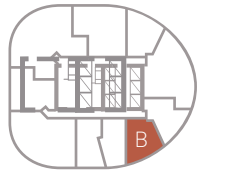

\*Artist's perspective for illustration purposes only.

## One-Bedroom A

Unit size (including loggia): approximately 68 sqm / 731 sqft  
Loggia size: approximately 8 sqm / 86 sqft

1. Living Room
2. Dining Room
3. Master Bedroom
4. Kitchen
5. Bathroom
6. Loggia

WD Washer - Dryer



KEYPLAN

\*Artist's perspective for illustration purposes only.

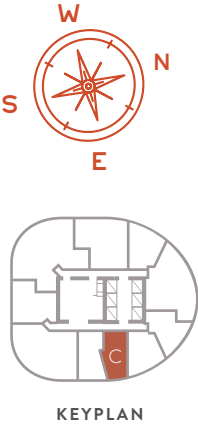
## One-Bedroom B

Unit size (including loggia): approximately 62 - 63 sqm / 667 - 668 sqft  
Loggia size: approximately 7 sqm / 75 sqft



- 1. Living Room
- 2. Dining Room
- 3. Master Bedroom
- 4. Kitchen
- 5. Bathroom
- 6. Loggia

WD Washer - Dryer



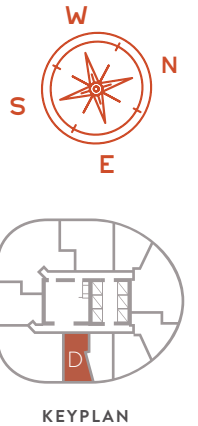
\*Artist's perspective for illustration purposes only.

### One-Bedroom C

Unit size (including loggia): approximately 60 - 61 sqm / 645 - 656 sqft  
 Loggia size: approximately 6 sqm / 64 sqft

- 1. Living Room
- 2. Dining Room
- 3. Master Bedroom
- 4. Kitchen
- 5. Bathroom
- 6. Loggia

WD Washer - Dryer



\*Artist's perspective for illustration purposes only.

### One-Bedroom D

Unit size (including loggia): approximately 66 - 67 sqm / 710 - 721 sqft  
 Loggia size: approximately 7 sqm / 75 sqft

- 1. Living Room
- 2. Dining Room
- 3. Master Bedroom
- 4. Kitchen
- 5. Bathroom
- 6. Loggia

WD Washer - Dryer



\*Artist's perspective for illustration purposes only.

### One-Bedroom F

Unit size (including loggia) approximately: 86 - 87 sqm / 925 - 936 sqft  
 Loggia size approximately: 7 sqm / 75 sqft

- 1. Living Room
- 2. Dining Room
- 3. Master Bedroom
- 4. Kitchen
- 5. Bathroom
- 6. Loggia

WD Washer - Dryer



\*Artist's perspective for illustration purposes only.

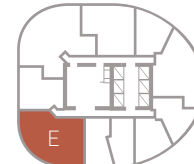
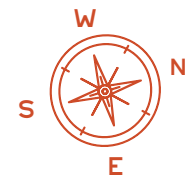
### One-Bedroom I

Unit size (including loggia): approximately 63 sqm / 678 sqft  
 Loggia size: approximately 7 sqm / 75 sqft



- |                      |                      |
|----------------------|----------------------|
| 1. Living Room       | 7. Secondary Bedroom |
| 2. Dining Room       | 8. Kitchen           |
| 3. Master Bedroom    | 9. Maids Bathroom    |
| 4. Walk-in Closet    | 10. Maids Room       |
| 5. En Suite Bathroom | 11. Loggia           |
| 6. Bathroom          |                      |

WD Washer - Dryer



KEYPLAN



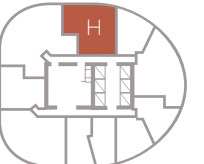
\*Artist's perspective for illustration purposes only.

## Two-Bedroom E

Unit size (including loggia): approximately 139 - 140 sqm / 1496 - 1506 sqft  
Loggia size: approximately 10 sqm / 107 sqft

- |                      |                   |
|----------------------|-------------------|
| 1. Living Room       | 8. Kitchen        |
| 2. Dining Room       | 9. Maids Bathroom |
| 3. Master Bedroom    | 10. Maids Room    |
| 4. Walk-in Closet    | 11. Loggia        |
| 5. En Suite Bathroom |                   |
| 6. Bathroom          |                   |
| 7. Secondary Bedroom |                   |

WD Washer - Dryer



KEYPLAN



\*Artist's perspective for illustration purposes only.

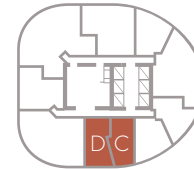
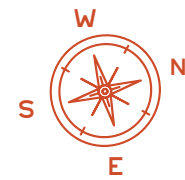
## Two-Bedroom H

Unit size (including loggia): approximately 107 - 108 sqm / 1151 - 1162 sqft  
Loggia size: approximately 7 sqm / 75 sqft



1. Living Room
2. Dining Room
3. Study
4. Master Bedroom
5. Walk-in Closet
6. En Suite Bathroom
7. Bathroom
8. Secondary Bedroom
9. Kitchen
10. Maids Bedroom
11. Maids Bathroom
12. Loggia

WD Washer - Dryer



KEYPLAN



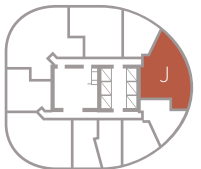
\*Artist's perspective for illustration purposes only.

### Two-Bedroom C+D

Unit size: approximately 126 - 128 sqm / 1356 - 1378 sqft  
Loggia size: approximately 13 sqm / 32 sqft

1. Living Room
2. Dining Room
3. Master Bedroom
4. Walk-in Closet
5. En Suite Bathroom
6. Bathroom
7. Secondary Bedroom
8. Kitchen
9. Maids Bathroom
10. Maids Room
11. Loggia

WD Washer - Dryer



KEYPLAN



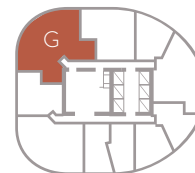
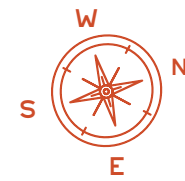
\*Artist's perspective for illustration purposes only.

### Two-Bedroom J

Unit size (including loggia): approximately 141 - 142 sqm / 1517 - 1528 sqft  
Loggia size: approximately 9 sqm / 96 sqft

1. Living Room
2. Dining Room
3. Master Bedroom
4. Walk-in Closet
5. En Suite Bathroom
6. Bathrooms
7. Secondary Bedrooms
8. Kitchen
9. Maids Bathroom
10. Maids Room
11. Loggia
12. Private Lift

WD Washer - Dryer



KEYPLAN



\*Artist's perspective for illustration purposes only.

### Three-Bedroom G

Unit size (including loggia): approximately 186 - 187 sqm / 2002 - 2012 sqft  
Loggia size: approximately 17 sqm / 182 sqft



MANILA  
View to the West



\*Actual photo

LAGUNA  
View to the South



\*Actual photo

RIZAL  
View to the East



\*Actual photo

QUEZON CITY  
View to the North



\*Actual photo



## Handover Provisions

### ENTRANCE

- Solid core main door with digital lockset

### LIVING AND DINING SPACES

- Laminated wood flooring / Porcelain tile flooring\*
- Painted walls and ceiling
- Split type airconditioning units

### MASTER AND SECONDARY BEDROOMS

- Laminated wood flooring
- Painted walls and ceiling
- Semi-solid core door
- Wardrobe
- Split type airconditioning units

### MASTER BATHROOM

- Porcelain tile flooring
- Full-height wall tiles
- Natural stone vanity countertop
- Glass shower enclosure
- Toto / Kohler (or equivalent) bathroom fixtures & fittings
- Multi-point water heater

### SECONDARY BATHROOM/S

- Porcelain tile flooring
- Full-height wall tiles
- Quartz stone vanity countertop sink
- Glass shower enclosure
- Toto / Kohler (or equivalent) bathroom fixtures & fittings
- Multi-point water heater

### KITCHEN

- Porcelain tile flooring
- Painted walls and ceiling
- Quartz stone countertop
- Premium kitchen cabinet system
- Stainless steel sink with pull-out spray faucet
- Branded appliances: fridge, built-in hood, built-in oven, induction cook top
- Single-point water heater
- Combination washer and dryer (1-bedroom and 2-bedroom units)
- Separate washer and dryer (3-bedroom and penthouse units)

### MAIDS ROOM

- Porcelain tile flooring
- Painted walls and ceiling

### MAIDS BATHROOM

- Porcelain tile flooring
- Ceramic tile wall
- Bathroom sink, shower, and water closet

### BALCONY

- Porcelain tile flooring

### OTHER PROVISIONS

- Dedicated water and electricity meters
- Telephone / data provision
- Cable TV provision
- Intercom system

*\*depending on unit configuration*

## Inclusions

### Building Features

- Fireman's lift
- 60% back up power for residential units
- 100% back up power for common areas
- Dedicated parking slots
- Dedicated mail room
- Dedicated utility meters for gas, water, and electricity
- Provisions for telephone and data points
- Provisions for cable television
- Fiber optic backbone

### Unit Mix

- One-Bedroom – 332 units
- Two-Bedroom – 168 units
- Three-Bedroom – 56 units
- Penthouse Units – 2 units

### Floor Area of Units

One-Bedroom	SQM Approx.	SQFT Approx.
A	68	731
B	62 - 63	667 - 678
C	60 - 61	645 - 656
D	66 - 67	710 - 721
F	86 - 87	925 - 936
I	63	678

Two-Bedroom	SQM Approx.	SQFT Approx.
E	139 - 140	1496 - 1506
H	107 - 108	1151 - 1162
J	141 - 142	1517 - 1528

Three-Bedroom	SQM Approx.	SQFT Approx.
G	186 - 187	2002 - 2012

Penthouse	SQM Approx.	SQFT Approx.
Penthouse A	497 - 507	5349 - 5457
Penthouse B	507 - 517	5457 - 5565

### Facilities and Services

- 24-hour management services by Shang Properties Management Services Inc.
- Dedicated reception and concierge
- 24-hour security
- Intercom with link to reception lobby
- CCTV monitoring system at lobby, all lifts, and amenities floor
- Access card for residents
- RFID for vehicles
- Service entrance via access card
- Centralized fire detection, alarm, and protection system

### Development Information

- Site Area: 8440 sqm
- Building Height: 224.75 m
- Podium / Podium Carpark footprint: 6014 sqm
- Number of Units: 558
- Developer: Shang Robinsons Properties, Inc.

### Consultants

- Architect of Record
- Lighting Consultant
- Structural Engineering Consultant
- Electrical Engineering Consultant

- Mechanical Engineering Consultant
- Plumbing Engineering Consultant
- Elevator Consultant
- Façade Engineering
- Conceptual Interior Designer
- Conceptual Architect

Casas + Architects, Inc.  
Worktecht Corporation (HK) Limited  
Sy^2 + Associates, Inc.  
A. Licerio, Evangelista, Conception,  
Siva, Solis Contractors Inc. (ALECS)  
Isagani M. Martinez Consulting Engineer (IMMCE)  
FL Figueroa & Associates Inc. (FLFA)  
Roy Barry & Associates  
ALT Cladding, Inc.  
FM Architettura  
P&T Group

### Developer Information

Haraya Residences is brought to you by Shang Robinsons Properties, Inc. (SRPI), a joint venture between Shang Properties, Inc. and Robinsons Land Corporation. The other luxury developments of SRPI include Aurelia Residences in Bonifacio Global City.

Haraya Residences joins Shang Properties' other luxury developments such as the Shang Grand Tower, The St. Francis Shangri-La Place, One Shangri-La Place, Shang Salcedo Place, Shang Residences at Wack Wack, and Horizon Homes at Shangri-La at the Fort, and Robinsons Land Corporation's The Residences at Westin Manila Sonata Place.

### Experience Haraya Residences

Riverside Road corner Bridgetowne Blvd.,  
Bridgetowne Destination Estate, E. Rodriguez Ave.,  
Brgy. Rosario, Pasig City

sales@harayaresidences.com  
www.harayaresidences.com  
0917 5-HARAYA (427292)  
(+632) 5-318-7200

DHSUD LS No.: 489  
Date Issued: 3 November 2022  
Project Completion: South Tower - 31 July 2028  
DHSUD NCR AA No.: 2022 / 11 - 4164

Project Location: Riverside Road corner Bridgetowne Blvd.,  
Bridgetowne Destination Estate, E. Rodriguez Ave.,  
Brgy. Rosario, Pasig City  
Developer: Shang Robinsons Properties, Inc.  
Land Owner: Robinsons Land Corp.



